



**ZEISS ACCURA®**

## **Specifications**

Version: November 2018

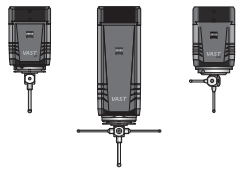


Type according to ISO 10360-1:2000	Moving bridge CMM		
Operating mode	motorized / CNC		
Sensor mounts	Fixed installation		
Software	ZEISS CALYPSO, ZEISS GEAR PRO, ZEISS HOLOS		
Travel speed	motorized	Axes	0 to 70 mm/s
	Low dynamic	Axes	X- and Z-axis max. 250 mm/s (in conjunction with safety technology), y-axis max. 150 mm/s
		Vector	max. 385 mm/s
	High dynamic	Axes	x-, y- and z-axis max. 460 mm/s (in conjunction with safety technology)
Vector		max. 800 mm/s	
Acceleration	Vector	max. 2.3 m/s <sup>2</sup>	
Scanning speed <sup>1)</sup>	max. 200 mm/s		

### Sensors and accuracy

The CMM specifications are only valid when using original accessories by ZEISS. The specified parameters are observed in the application of the internal test instructions for acceptance testing and in the use of the released standards in accordance with the ISO 10360 series.

**ZEISS VAST XT gold <sup>2)</sup>** Active scanning and multipoint sensor.  
**ZEISS VAST gold <sup>2)</sup>** Scanning measuring rate up to 500 points/s.  
**ZEISS VAST XTR gold <sup>2)</sup>** Variable measuring force (50-1000 mN) for data acquisition.



ZEISS VAST XT gold: stylus: max. length = 500 mm, max. weight = 500 g incl. stylus adapter, min. stylus tip diameter = 0.5 mm.  
ZEISS VAST gold: stylus: max. length = 800 mm, max. weight = 600 g incl. stylus adapter, min. stylus tip diameter = 0.3 mm.  
ZEISS VAST XTR gold: max. length (rigid) = 500 mm, max. length (during rotation) = 350 mm, max. weight = 500 g, including stylus adapter, min. stylus tip diameter = 0.5 mm.

			9/12/8 to 9/16/8	12/18/8 to 12/24/10	12/30/10 and 12/42/10	16/24/10 to 16/42/10	16/24/15 to 16/42/15	20/24/15 to 20/42/15
<b>Length measurement error <sup>3)</sup></b> MPE complies with ISO 10360-2:2009	E0 / E150	in µm	1.2 + L/350	1.8 + L/350	1.9 + L/300	2.4 + L/300	3.2 + L/300	3.6 + L/300
With HTG option 15 - 30°C	E0 / E150	in µm	1.9 + L/150	1.9 + L/150 <sup>4)</sup>	-	-	-	-
<b>Repeatability range of E0</b> MPL complies with ISO 10360-2:2009	R0	in µm	1.2	1.5	1.5	2.0	2.4	2.4
<b>Scanning error</b> MPE complies with ISO 10360-4:2000	THP	in µm	2.0	2.9	2.9	3.0	3.0	3.7
Required measuring time MPT	τ	in s	40	40	68	68	68	68
<b>Form measurement error <sup>7)</sup></b> MPE for roundness complies with ISO 12181 (VDI/VDE 2617 sheet 2.2)	RONt (MZCI)	in µm	1.4	1.7	1.9	2.5	2.7	3.5
<b>Single stylus form probing error</b> MPE complies with ISO 10360-5:2010	PFTU	in µm	1.2	1.7	1.9	2.4	3.2	3.6
<b>Multi-stylus form probing error</b> MPE complies with ISO 10360-5:2010	PFTM <sup>4)</sup>	in µm	2.6 3.2 <sup>6)</sup>	2.9 3.5 <sup>6)</sup>	2.9 3.5 <sup>6)</sup>	2.9	3.5	4.2
<b>Multi-stylus dimension probing error</b> MPE complies with ISO 10360-5:2010	PSTM <sup>4)</sup>	in µm	1.4	1.6	1.6	1.6	1.8	1.9
<b>Multi-stylus location probing error</b> MPL complies with ISO 10360-5:2010	PLTM <sup>4)</sup>	in µm	1.9 2.0 <sup>6)</sup>	2.1 2.2 <sup>6)</sup>	2.1 2.2 <sup>6)</sup>	2.1	2.7	2.9 2.9 <sup>6)</sup>

- 1) Applies to ZEISS ACCURA with an active probe and navigator function.
- 2) Acceptance test with stylus length of 60 mm and tip diameter of 8 mm. Also valid for other styli (Ø 3 x 33 mm, Ø 5 x 50 mm, Ø 8 x 114 mm and Ø 12 x 92 mm were tested).
- 3) Measuring length L in mm.
- 4) Measuring location near the calibration position to document sensor properties.
- 5) For 12/18/8, 12/18/10, 12/24/8 and 12/24/10
- 6) Applies to ZEISS VAST XTR gold
- 7) Roundness in scanning mode for Vscan = 5 mm/s, filter 50 UPR

**ZEISS RDS-D**



Dynamic ZEISS RDS-D articulating unit for optical and contact sensors.  
Lateral swivel axis provides more advantages over articulating joints with front-to-back and lateral tilt axis; front-to-back and lateral tilt range of ±180°, large measuring range, rotation increments of 2.5°, CAA correction for automatic qualification for measuring multi-point sensors of all 20,736 angular positions.

**ZEISS VAST XXT <sup>1)</sup>**



Scanning and multi-point sensor on ZEISS RDS-D. Scanning measuring rate up to 500 points/s.  
Stylus length with TL3 module = 30-150 mm; maximum sensor extension = 100 mm;  
maximum stylus weight = 15 g; minimum stylus tip diameter = 0.3 mm.

			9/12/8 to 9/16/8	12/18/8 to 12/42/10	16/24/10 to 16/42/10	16/24/15 to 16/42/15	20/24/15 to 20/42/15
<b>Length measurement error <sup>2)</sup></b> MPE complies with ISO 10360-2:2009	E0 / E40 for TL3 E0 / E40 for TL4	in µm in µm	1.6 + L/350 2.8 + L/350	2.2 + L/300 3.4 + L/300	3.4 + L/250 5.1 + L/250	4.2 + L/250 6.1 + L/250	4.9 + L/200 6.7 + L/250
With HTG option 15-30°C	E0 / E40 for TL3	in µm	1.9 + L/150	2.2 + L/150 <sup>7)</sup>	-	-	-
<b>Repeatability range of E0</b> MPL complies with ISO 10360-2:2009	R0	in µm	1.6	2.2	3.9	4.9	5.5
<b>Scanning error</b> MPE complies with ISO 10360-4:2000	THP	in µm	2.5	3.3	3.5	3.5	4.7
Required measuring time MPT	τ	in s	50	68	68	68	68
<b>Form measurement error</b> MPE for roundness complies with ISO 12181 (VDI/VDE 2617 sheet 2.2)	RONt (MZCI) <sup>8)</sup>	in µm	1.7	1.9	3.0	3.2	5.0
<b>Single stylus form probing error</b> MPE complies with ISO 10360-5:2010	PFTU	in µm	1.7	1.9	3.4	4.2	4.9

**ZEISS ViScan <sup>3)</sup>**



Optical 2D image sensor with autofocus on ZEISS RDS-D.  
Working distance (depending on lens): 75 - 90 mm.

			9/12/8 to 9/16/8	12/18/8 to 12/42/10	16/24/10 to 16/42/10	16/24/15 to 16/42/15	20/24/15 to 20/42/15
<b>Length measurement error <sup>2)</sup></b> MPE complies with ISO 10360-7: 2011	EB(XY)	in µm	10 <sup>4)</sup> + L/350	10 <sup>4)</sup> + L/300	10 <sup>4)</sup> + L/250	10 <sup>4)</sup> + L/250	10 <sup>4)</sup> + L/200
<b>MPE probing error of the image editing system as per ISO 10360-7:2011</b>	PFV2D	in µm	10 <sup>4)</sup>	10 <sup>4)</sup>	10 <sup>4)</sup>	10 <sup>4)</sup>	10 <sup>4)</sup>

**ZEISS LineScan <sup>3) 5)</sup>**



Optical laser triangulation scanner on ZEISS RDS-D.

			9/12/8 to 9/16/8	12/18/8 to 12/42/10	16/24/10 to 16/42/10	16/24/15 to 16/42/15	20/24/15 to 20/42/15
8 mm Measuring range 32 mm Working distance							
<b>Probing error <sup>6)</sup></b> MPE complies with ISO 10360-8:2013	PF (OT)	in µm	3.3	3.3	3.3	3.3	3.3
<b>Dispersion on sphere</b>	1 Sigma	in µm	0.9	0.9	0.9	0.9	0.9
25 mm Measuring range 63 mm Working distance							
<b>Probing error <sup>6)</sup></b> MPE complies with ISO 10360-8:2013	PF (OT)	in µm	12	12	12	12	12
<b>Dispersion on sphere</b>	1 Sigma	in µm	4	4	4	4	4
50 mm Measuring range 94 mm Working distance							
<b>Probing error <sup>6)</sup></b> MPE complies with ISO 10360-8:2013	PF (OT)	in µm	20	20	20	20	20
<b>Dispersion on sphere</b>	1 Sigma	in µm	5	5	5	5	5
100 mm Measuring range 220 mm Working distance							
<b>Probing error <sup>6)</sup></b> MPE complies with ISO 10360-8:2013	PF (OT)	in µm	50	50	50	50	50
<b>Dispersion on sphere</b>	1 Sigma	in µm	12	12	12	12	12

1) Acceptance test with TL3 module; stylus length of 50 mm and stylus tip diameter of 3 mm.  
2) Measuring length L in mm.  
3) The use of optical probes requires calibration with contact probe (e.g. ZEISS VAST XXT)  
4) Measured with ZEISS ViScan 1x lens  
5) Laser class 2M: the accessible laser beam lies in the visible spectral range that is safe for the eye at a short exposure time (0.25 s) as long as the cross section is not reduced by optical instruments (e.g. magnifiers, lens elements, telescope).  
6) Probing error in the center of the measuring range on suitable sphere (30 mm diameter) with matte surface. P[Form.Sph.D95%:Tr:ODS]. The information on the working distance is based on the center of the measuring range.  
7) For 12/18/8, 12/18/10, 12/24/8 and 12/24/10.  
8) Roundness in scanning mode for Vscan = 5 mm/s, filter 50 UPR

**ZEISS DotScan**  
Measuring range 1 mm <sup>2)</sup>



Optical confocal white light distance sensor on RDS-D CAA,  
Scanning measuring rate up to 1000 points/s,  
Working distance 10,5 mm, resolution 28 nm,  
measurable surface inclination to beaming direction 90° ±30° <sup>1)</sup>, measuring spot diameter 8 µm

				9/12/8 to 9/16/8	12/18/8 to 12/42/10	16/24/10 to 16/42/10
<b>Unidirectional length measurement error</b> MPE complies with ISO 10360-8:2013	E[Uni:Tr:ODS] in sensor direction	in µm	18 °C - 22 °C	1.6 + L/350	2.2 + L/300	3.4 + L/250
<b>Dimension probing error</b> MPE complies with ISO 10360-8:2013	P[Size:Sph.1x25:Tr:ODS] in sensor direction	in µm	18 °C - 22 °C	5	5	5

**ZEISS DotScan**  
Measuring range 3 mm <sup>2)</sup>



Optical confocal white light distance sensor on RDS-D CAA,  
Scanning measuring rate up to 1000 points/s,  
Working distance 21,5 mm, resolution 36 nm,  
measurable surface inclination to beaming direction 90° ±24° <sup>1)</sup>, measuring spot diameter 9 µm

				9/12/8 to 9/16/8	12/18/8 to 12/42/10	16/24/10 to 16/42/10
<b>Unidirectional length measurement error</b> MPE complies with ISO 10360-8:2013	E[Uni:Tr:ODS] in sensor direction	in µm	18 °C - 22 °C	1.9 + L/350	2.5 + L/300	3.7 + L/250
<b>Dimension probing error</b> MPE complies with ISO 10360-8:2013	P[Size:Sph.1x25:Tr:ODS] in sensor direction	in µm	18 °C - 22 °C	5	5	5

**ZEISS DotScan**  
Measuring range 10 mm <sup>2)</sup>

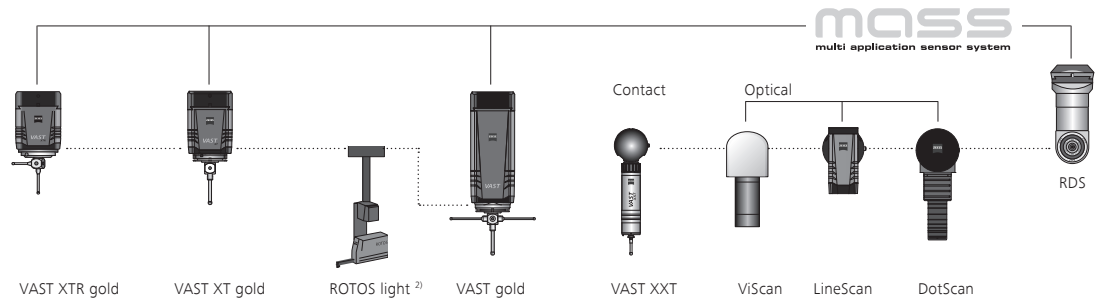


Optical confocal white light distance sensor on RDS-D CAA,  
Scanning measuring rate up to 1000 points/s,  
Working distance 55 mm, resolution 60 nm,  
measurable surface inclination to beaming direction 90° ±17° <sup>1)</sup>, measuring spot diameter 16 µm

				9/12/8 to 9/16/8	12/18/8 to 12/42/10	16/24/10 to 16/42/10
<b>Unidirectional length measurement error</b> MPE complies with ISO 10360-8:2013	E[Uni:Tr:ODS] in sensor direction	in µm	18 °C - 22 °C	2.9 + L/350	3.5 + L/300	4.7 + L/250
<b>Dimension probing error</b> MPE complies with ISO 10360-8:2013	P[Size:Sph.1x25:Tr:ODS] in sensor direction	in µm	18 °C - 22 °C	5	5	5

1) Depending on the reflection behavior of the surface.  
2) The use of optical probes requires calibration with a contact probe (e.g. ZEISS VAST XXT).

## Sensor overview



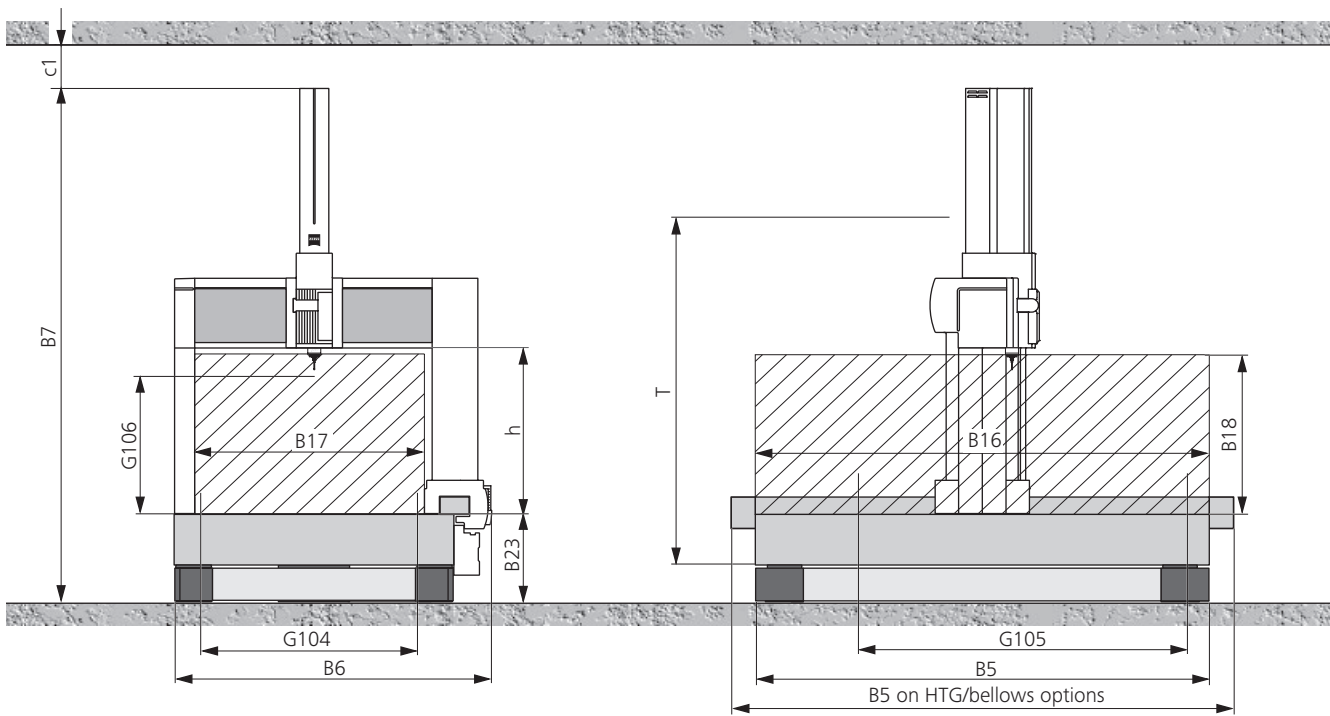
	VAST XTR gold	VAST XT gold	ROTOS light <sup>2)</sup>	VAST gold	VAST XXT	ViScan	LineScan	DotScan
Multi-point	■	■		■	■	■		
Passive Scanning					■			
Active Scanning	■	■		■				
Optical Scanning						■	■	■
Roughness measurement			■					
Rotatable / tiltable			■		■	■	■	■
Max. stylus length <sup>1)</sup>	350/500 mm	500 mm		800 mm	250 mm			
Max. stylus weight <sup>1)</sup>	500 g	500 g		600 g	15 g			
Navigator	■	■		■				

### Technical features

Length measuring system	Glass ceramic length measuring system (with Y>2400 mm steel scales and automatic temperature compensation), 0.2 µm resolution	
Controller	Type	ZEISS C99
	Protection type	IP22 or IP54 as an option
	Cooling system	Fan, optional air conditioner
Accessories (optional)	Increased permissible workpiece weight; High-dynamic Package (standard on all ZEISS ACCURA with X = 2000 mm), various control panels, Multisensor Rack to store stylus systems, rotary tables	

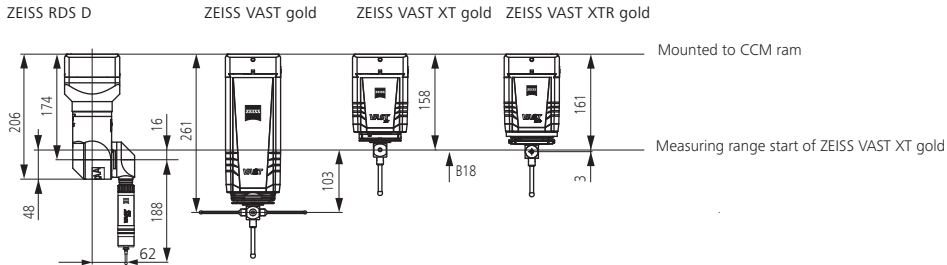
1) Depending on the application, limiting the parameters for a stylus system may be useful.  
 2) Valid for the Z-axis ≤ 1000 mm

9/12/8	900	1200	800 <sup>1)</sup>	1867	1940 <sup>6)</sup>	3246 <sup>7)</sup>	1260	1940	864 <sup>2)</sup>	950	702 <sup>7)</sup>	≥200	1850	3000	1200
9/16/8	900	1600	800 <sup>1)</sup>	1867	2340 <sup>6)</sup>	3296 <sup>7)</sup>	1260	2340	864 <sup>2)</sup>	950	752 <sup>7)</sup>	≥200	1900	4100	1500
12/18/8	1200	1800	800 <sup>1)</sup>	2197	2540 <sup>4)6)</sup>	3150 <sup>7)</sup>	1590	2540	864 <sup>2)</sup>	950	604 <sup>7)</sup>	≥200	1950	5850	2000
						3156 <sup>7)</sup>									5000 <sup>3)</sup>
12/24/8	1200	2400	800 <sup>1)</sup>	2197	3140 <sup>4)6)</sup>	3150 <sup>7)</sup>	1590	3140	864 <sup>2)</sup>	950	604 <sup>7)</sup>	≥200	2000	8150	2500
						3156 <sup>7)</sup>					610 <sup>7)</sup>				5000 <sup>3)</sup>
12/18/10	1200	1800	1000 <sup>1)</sup>	2197	2540 <sup>4)6)</sup>	3550 <sup>7)</sup>	1590	2540	1064 <sup>2)</sup>	1151	604 <sup>7)</sup>	≥200	2150	5900	2000
						3556 <sup>7)</sup>									5000 <sup>3)</sup>
12/24/10	1200	2400	1000 <sup>1)</sup>	2197	3140 <sup>4)6)</sup>	3550 <sup>7)</sup>	1590	3140	1064 <sup>2)</sup>	1151	604 <sup>7)</sup>	≥200	2200	8200	2500
						3556 <sup>7)</sup>					610 <sup>7)</sup>				5000 <sup>3)</sup>
12/30/10	1200	3000	1000 <sup>1)</sup>	2197	3740 <sup>4)6)</sup>	3600 <sup>7)</sup>	1590	3740	1064 <sup>2)</sup>	1151	650 <sup>7)</sup>	≥200	2250	10800	5000
						3610 <sup>7)</sup>					660 <sup>7)</sup>				
12/42/10	1200	4200	1000 <sup>1)</sup>	2197	4940 <sup>4)6)</sup>	3600 <sup>7)</sup>	1590	4940	1064 <sup>2)</sup>	1151	650 <sup>7)</sup>	≥200	2250	14200	5000
						3620 <sup>7)</sup>					670 <sup>7)</sup>				
16/24/10	1600	2400	1000 <sup>1)</sup>	2627	3140 <sup>4)6)</sup>	3610 <sup>7)</sup>	1927	3140	1064 <sup>2)</sup>	1151	660 <sup>7)</sup>	≥200	2250	11000	4000
16/30/10	1600	3000	1000 <sup>1)</sup>	2627	3740 <sup>4)6)</sup>	3620 <sup>7)</sup>	1927	3740	1064 <sup>2)</sup>	1151	670 <sup>7)</sup>	≥200	2250	13200	4000
16/42/10	1600	4200	1000 <sup>1)</sup>	2627	4940 <sup>4)6)</sup>	3620 <sup>7)</sup>	1927	4940	1064 <sup>2)</sup>	1151	670 <sup>7)</sup>	≥200	2250	17000	4000
16/24/15	1600	2400	1500 <sup>1)</sup>	2627	3140 <sup>4)6)</sup>	4556 <sup>7)</sup>	1927	3140	1564 <sup>2)</sup>	1651	610 <sup>7)</sup>	≥200	2700	11000	4000
16/30/15	1600	3000	1500 <sup>1)</sup>	2627	3740 <sup>4)6)</sup>	4566 <sup>7)</sup>	1927	3740	1564 <sup>2)</sup>	1651	620 <sup>7)</sup>	≥200	2700	13200	4000
16/42/15	1600	4200	1500 <sup>1)</sup>	2627	4940 <sup>4)6)</sup>	4616 <sup>7)</sup>	1927	4940	1564 <sup>2)</sup>	1651	670 <sup>7)</sup>	≥200	2750	18500	4000
20/24/15	2000	2400	1500 <sup>1)</sup>	3067	3140 <sup>4)6)</sup>	4556 <sup>7)</sup>	2367	3140	1564 <sup>2)</sup>	1651	610 <sup>7)</sup>	≥200	2700	12700	5000
20/30/15	2000	3000	1500 <sup>1)</sup>	3067	3740 <sup>4)6)</sup>	4566 <sup>7)</sup>	2367	3740	1564 <sup>2)</sup>	1651	620 <sup>7)</sup>	≥200	2700	15100	5000
20/42/15	2000	4200	1500 <sup>1)</sup>	3067	4940 <sup>4)6)</sup>	4616 <sup>7)</sup>	2367	4940	1564 <sup>2)</sup>	1651	670 <sup>7)</sup>	≥200	2750	21500	7000



Note: the given dimensions and weights are approximate values. Subject to change. Actual appearance of specific sizes may vary from illustration.  
Dimensioning based on DIN 4000-167:2009.

- 1) Applies to ZEISS VAST XT gold. The measuring range (G106) and the maximum workpiece height (B18) are reduced when other probes such as ZEISS VAST gold and ZEISS RDS are used, see sketch.
- 2) Lower edge of ZEISS VAST XT gold cube
- 3) CMM with increased permissible workpiece weight option. Does not apply in conjunction with pneumatic vibration insulation.
- 4) Length of granite table approx. 130 mm including maintenance unit, or 200 mm for version with terminal box (taper 90°: approx. 600 mm).
- 5) Transport height of the secured machine group from lower edge of granite table.
- 6) Increases by up to 500 mm on HTG/bellows option.
- 7) Valid for all CMMs with pneumatic vibration insulation option.



Note: the given dimensions and weights are approximate values. Subject to change. Actual appearance of specific sizes may vary from illustration.  
Dimensioning based on DIN 4000-167:2009.

**Environmental requirements <sup>1)</sup>**

<b>Relative humidity</b>	40 % - 70 % (without condensation)		
	<b>9/12/8 to 12/24/10</b>	<b>HTG option: 9/12/8 to 12/24/10</b>	<b>12/30/10 to 20/42/15</b>
<b>Measuring reference temperature from</b>	20°C - 26°C <sup>2)</sup>	15°C - 30°C	18 °C - 22 °C
per day	2.0 K/d	5.0 K/d	2.0 K/d
per hour	1.0 K/h	2.0 K/h	1.0 K/h
Spatial	1.0 K/m	1.0 K/m	1.0 K/m

**Requirements for operational readiness**

<b>Relative humidity</b>	Max. 70 % (without condensation)
<b>Ambient temperature</b>	10 °C - 35 °C

**Conection data**

<b>Electrical</b>	1/N/PE 100/110/115/120/125/230/240 V VAC ~ (±10 %); 50-60 Hz (±3.5 %), Power consumption with TCC cabinet: max. 1600 VA, Typical power consumption: 350 W, Power consumption with optional MCC 800 cabinet: max. 2500 VA.
<b>Compressed air supply</b>	Supply pressure min. 6 bar, max. 8 bar, pre-cleaned. Max. consumption: 50 Nl/min.  The use of the AirSaver included with delivery ensures that compressed air is not used during ZEISS ACCURA downtimes, thus enabling environmentally friendly operations.  Air quality complies with ISO 8573-1:2010 [6.4.4], Particle: class 6; Water/Oil: class 4 Particle, class 6: max. particle size 15 µm, max. dirt particle concentration ≤ 5mg/m <sup>3</sup> Water, class 4: max. compressed air dew point +3°C Oil, class 4: max. oil concentration of 5 mg/m <sup>3</sup>  If the air supply does not comply with the above requirements, an additional air filter unit and, if necessary, a membrane dryer must be inserted in the compressed air line.

**Approvals**

<b>Regulations</b>	ZEISS ACCURA complies with EC machine directive 2006/42/EC, the EMC directive 2014/30/EU and the RoHS directive 2011/65/EU.
--------------------	---



<b>Disposal</b>	ZEISS products and packaging returned to us are disposed of in accordance with applicable legal provisions.
-----------------	---

**Certifications / accreditations**

<b>Quality management system</b>	ISO 9001:2008, VDA 6, Parts 4, 2. Version 2005
<b>Environmental management system</b>	ISO 14001:2004
<b>Occupational health &amp; safety management systems</b>	BS OHSAS 18001:2007
<b>Accredited</b>	ISO/IEC 17025:2005

1) To ensure specified accuracies.  
2) At a measuring lab temperature that has remained constant for 48 hours. For ZEISS ACCURA with a Y measuring range > 2400mm and for all ZEISS ACCURA with X measuring range of 1600 mm and 2000 mm a fixed reference measuring temperature of 20 °C ±2K applies.



**Q-PLUS LABS**  
13765-E Alton Pkwy  
Irvine, CA 92618  
(949) 380-7758  
www.qpluslabs.com