

Starrett®



OPTICAL COMPARATORS

HDV300

HE400

HB400

HD400

HF600

HF750

VB300

VB400

VF600

METROLOGY  SOLUTIONS

STARRETT OPTICAL COMPARATORS

RUGGED, ACCURATE & EASY TO USE


VERTICAL BENCHTOP OPTICAL COMPARATOR

Starrett optical comparators provide a time-tested, cost-effective solution for non-contact measurement. In this easy-to-learn technology, the image of a part is projected on a screen at a precisely known magnification. Measurements can then be taken from the part image by moving the system's X-Y stage, or the image can simply be compared to a transparent overlay.

The VB300: High performance at a low price.

This vertical bench-top optical comparator has been designed to meet the demands of modern industry. The VB300 is ideal for the rapid inspection of small light weight components, pressings, plastic moldings, electronic components, small turned parts, etc.

Starrett optical comparators combine mechanical stability with precision optics and versatile lighting to produce bright, sharp images and exceptional accuracy. The vertically positioned VB300 Optical Comparator models are available with a choice of digital readouts or touchscreen PCs, measuring software options, manual workstage travel, projection lens magnifications from 10x to 50x, and optional Edge Detection capability. Our proven mechanical designs are now enhanced with the latest metrology software for unmatched flexibility and productivity.



FEATURES AND SPECIFICATIONS

- Available with a simple integrated LED readout display (as shown) or choice of the new MetLogix™ or Quadra-Chek® geometric readout systems
- Fully usable 12" (300mm) diameter upright screen with precision cross hairs and overlay clips
- Measuring travel: 4" (100mm) X-axis, 4" (100mm) Y-axis
- Fast traverse, quick release mechanism on X-axis and Y-axis
- High precision workstage with 9 x 9" (225 x 225mm) top plate, with two dove-tail slots for easy fixturing
- Stage weight capacity: 11lbs (5kg) (evenly distributed)
- LED profile lighting and LED surface illumination are standard
- Exceptionally stable, all metal construction for optimum performance, accuracy, and reliability
- 10x, 20x, 25x, and 50x magnification lenses available
- Screen driven Q-axis
- Power supply 110/120/230/240/250V AC 50/60Hz

OPTIONS

- 0.001mm resolution linear scales
- Automatic Edge Detection option
- Purpose built 23" Cabinet Stand available as an option

All Starrett Optical Comparators have lens magnifications set and calibrated to the following accuracies:

- Profile: $\pm 0.05\%$
- Surface Illumination: $\pm 0.10\%$



M1 TOUCHSCREEN READOUT

The MetLogix™ M1 touchscreen readout offers a rich graphics display, large icon buttons and intuitive operation. Easy part alignment and datum functions plus coordinate displays for X and Y linear axes and Q angular values for screen rotation. MetLogix M1™ operates on an Android operating system and uses a Bluetooth connection to the host optical comparator.

M2 TOUCHSCREEN READOUT

The MetLogix™ M2 readout has a broad range of powerful, user-friendly functions on a compact, icon based touchscreen PC interface in place of the traditional control.

QUADRA-CHEK® READOUTS

Quadra-Chek® readouts are considered an industry standard for the precision measurement and inspection of geometric components. Their design reflects a deep understanding of user needs, with an intuitive user interface and simple, meaningful visual displays; innovations that improve operator productivity, reduce errors and save time and money.



Quadra-Chek QC221

MetLogix M1

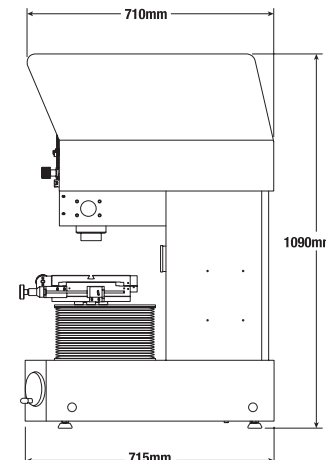
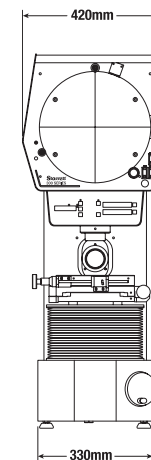
FEATURE	QUADRA-CHEK®			METLOGIX™			
	INTEGRAL LED READOUT	QC221	QC221E	M1	M1E	M2	M2E
Touchscreen operation				X	X	X	X
Angular digital measurement in readout	X	X	X	X	X	X	X
X-Y-Q axis digital readout	X	X	X	X	X	X	X
Geometric function digital readout		X	X	X	X	X	X
On screen Optical Edge Detection			X		X		X

VB300 DIMENSIONS

Gross weight: 75lbs (165kg)

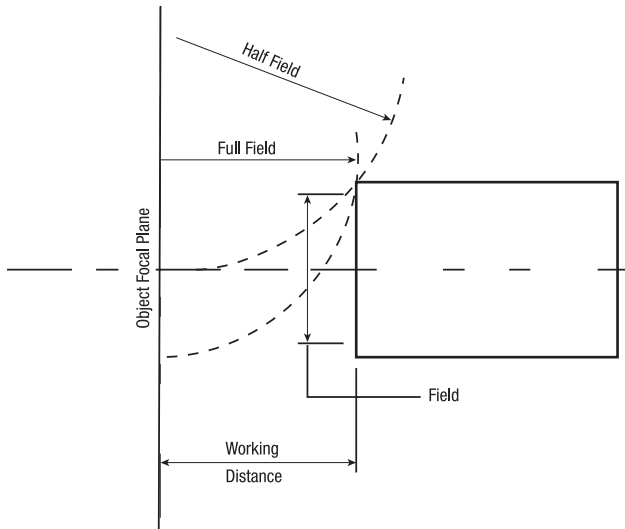
Net weight: 56lbs (145kg)

Shipping dimensions: 47" x 32" 49" (120 x 81 x 125cm)



VB300 OPTICS

LENS SELECTION GUIDE					
MAGNIFICATION		10	20	25	50
Field of View		40mm	20mm	16mm	8mm
Working Distance		80mm	76mm	62mm	50mm
Max Work Diameter	Half Field	140mm	140mm	140mm	140mm
	Full Field	140mm	140mm	140mm	125mm
Projected Image		Correct vertical; Reversed horizontal			






FIELD OF VIEW TERMINOLOGY

Working Distance:	Is the distance between the objective lens and the component when the component is in focus.
Field Of View (FOV):	Is the viewing area of the component. A (30mm) FOV using a 10x lens would produce a screen image of (300mm).
Half Field View:	Is the maximum size a component can be projected to the center of the screen before colliding with the lens.
Full Field of View:	Is the maximum size a component can be projected over the full screen before colliding with the lens.
Projected Image:	Is how a component is projected onto the screen in relation to its placement on the workstage.

ACCESSORIES

Starrett Optical Comparators are manufactured according to stringent quality standards. These same standards apply toward all lenses and accessories as well.

ACCESSORIES	
Interchangeable Lenses	23" Cabinet Stand
	
Precision Centers and Vees	
	

Starrett Metrology Division

Starrett Kinematic Engineering, Inc.
26052-103 Merit Circle
Laguna Hills, CA USA 92653
Tel: 949-348-1213



starrett.com

VB300

Bulletin 975
PDF 08/15

The L.S. Starrett Company 2015®
Specifications Subject to Change